



Guru3D.com Forums > Videocards > Videocards - AMD - ATI Drivers Section
ATI Catalyst 12.11 Beta 11 Modded driver For Legacy GPU

User Name☐ Remember Me?

Password

Videocards - AMD - ATI Drivers Section In this section you can discuss everything Catalyst related. AMD Catalyst drivers are for all AMD ATI based graphics cards. This is also the place to discuss modified Catalyst drivers.

View Poll Results: ATI Catalyst 12.11 B11 HotFix 11.01 Thoughts

AMD HD 5000 and 6000 Users (GOOD)	<div></div>	3	4.62%
AMD Legacy GPU Users (HD 2000-4000) (GOOD)	<div></div>	29	44.62%
AMD Previous Legacy Mobility Users (Old GPU's) (GOOD)	<div></div>	7	10.77%
AMD Switchable Graphic Users (GOOD)	<div></div>	4	6.15%
AMD HD 5000-6000 Mobility Users (GOOD)	<div></div>	4	6.15%
AMD Legacy Mobility Users (HD 2000-4000) (GOOD)	<div></div>	10	15.38%
AMD HD 5000 and 6000 Users (BAD)	<div></div>	1	1.54%
AMD Legacy GPU Users (HD 2000-4000) (BAD)	<div></div>	4	6.15%
AMD Previous Legacy Mobility Users (Old GPU's) (BAD)	<div></div>	2	3.08%
AMD Switchable Graphic Users (BAD)	<div></div>	5	7.69%
AMD HD 5000-6000 Mobility Users (BAD)	<div></div>	1	1.54%
AMD Legacy Mobility Users (HD 2000-4000) (BAD)	<div></div>	5	7.69%

Multiple Choice Poll. Voters: 65. You may not vote on this poll

POST REPLY

Page 1 of 136 1 2 3 11 51 101 > Last »

View First Unread

Thread Tools Display Modes

ATI Catalyst 12.11 Beta 11 Modded driver For Legacy GPU

dellon132
Maha Guru

Videocard: HD 5570 1 GB DDR3
Processor: Intel E2180 3.2Ghz
Mainboard: Asrock
Memory: 3GB DDR2
Soundcard:
PSU: 450 Watt Power Supply

ATI Catalyst 12.11 Beta 11 Modded driver For Legacy GPU - 12-27-2012, 05:09 | posts: 1,828

Quote:

Originally Posted by netomx
Does anyone succeded on playing Titanfall with the HD 4870 ? It always crash on loading the game. Have tried anything, disabling the 2nd card (CrossFire), all to minimim, format. Thanks!

Quote:

UPDATE FOR ALL SUPPORTED OS 05/23/2014

Note:
The Automated Scaling Workaround only applies to the alternate installer.

-Updated the Automated Scaling Workaround to Support Monitor with a Max Resolution below 1680x1050.
-Attempts to Resolve a bug in which some Switchable Graphics Users may have encountered a black screen after installing the previously uploaded driver
-Resolves a bug in which the Alternate Installer Driver Insallation was incorrectly setup.

-Resolves a bug in which the GPU Restarter Failed to work correctly for Previous Legacy Mobility Users using an x32Bit System
-Attempts to resolve a bug in which OpenGL Support was broken for Previous Legacy Mobility users.
-Attempts to Resolve a bug in Which Switchable Graphics setup would become corrupted after the GPU Restarter is Used.
-Attempts to Resolve a bug in Which Previous Legacy Users

may have encountered a Bsod after using the GPU Restarter.
-Attempts to Resolve a bug in which the driver would Bsod for some previous legacy users after periodic use of the driver.
-Updated the Alternate Installer. (Added an annoying Prompt.....)

Link 1: [ATI Catalyst 12.11 B11 HotFix 11.09 V4 BETA](#)

Link 2: [ATI Catalyst 12.11 B11 HotFix 11.09 V4 BETA](#)

What Are Some Games You Would like to see the driver Optimize for?

Max Number of Games for each Release will be limited to 1-10 Games

Currently Supported Games Not Released
Company of Heroes 2 (Resolves Driver Crash and Artifacts)

NOTE:

The Newly Added Scaling Workaround Currently Only Applies to the Alternate installer as it's still being Tested therefore Users Should Install the Driver Through the Alternate Installer. Please post your results after Installing The Driver through the Alternate Installer. (Good or Bad along with any other information you would like to provide.)

Previously some Users reported a bug, stating the Driver Cleaner Corrupts other Drivers. Does this issue still occur with the latest DX9 Switcher?

Note:

Download the V11.09 BETA for the Latest FireFox Text Corruption Fix to get rid of Blurry Text when scrolling.

Quote:

UPDATE FOR ALL SUPPORTED OS 04/16/2014

NOTE:

Legacy Users experiencing Directx Errors when attempting to play BattleField 4 should try Updating BF4 to UPDATE 2.

Internet Explorer Users:

If you are experiencing Green Screen Videos with IE9 and above, check to see if Videos are played with Flash Player or HTML5 by right clicking on the video and looking at last item on the list. If the Video is played in HTML5 please add the Website to IE Compatibility view Setting to enable Flash Player. Here is a link to a Video containing 1080p Green Screen Bug when played in HTML5. [Video](#)

Note:

This Update may Require Windows 8 Users, switch back to default settings when using WHQL Metro Applications.....Not sure, so you will have to fill me in on that after testing the Switchers and the drivers.

Things Not Implemented

-Restriction on the Driver Cleaner (Prevents Drivers from becoming corrupted)
-The Upgradeable Build is Still Not Fully Implemented. Therefore Users should install it ontop of the driver they want to Use it with.

Things Currently Implemented

-Attempts to resolve a bug in which Windows Explorer would sometime Fail to start during usage of the Cleaners and the GPU Restarter. (Rare but it does occur)
-Attempts to resolve an issue in which CrossFire does not activate.
-Attempts to resolve a bug in which the Driver Cleaner would attempt to restart User PC (Rare Case)
-Attempts resolve a bug in which Aero would not reactivate for Windows 7 and Vista Users after using the GPU Restarter, Driver Cleaner and Software Cleaner.
-Resolved a bug in which the new Cleaners would sometimes not apply for Switchable Graphics User.
-Reset the Uninstaller for HD 5000 Users. Left some old parameters that may affect users when attempting to install the Display Driver.
-Updated Driver Components and Application Profiles.
-Added Automated Scaling Option Workaround for Users encountering black borders on their Monitors.
-Resolved a bug in which both Cleaners would sometimes crash when attempting to access Driver, Software and the GPU Restarter
-Updated the FireFox Text Corruption Fix to resolve a bug in which the settings would not apply at all.

-Updated the Firefox Text Corruption Fix to resolve a possible bug in which Users Custom Setting would need to be reset.
 -Speed up Installation of Display Driver when the Alternate Installer is used. (Performance decreased after recent updates)
 -Added Switchable Graphics Support to the Uninstaller. (Resolves BSOD's when attempting to install Display Driver.)
 -Updated the Driver Cleaner cleaning processes. (a bit more fine tuned than before.)
 -If Users are encountering a Black Screen Bug when the Upgradeable Cleaner is Used then this Update should also resolve that issue.
 -Resolved a bug in Which the Software Cleanup was broken. (Option N (Normal) was the Default for all KEYS.)

Pending Changes

-Adding a Low Powered Switcher for Mobility HD 4000 Users and Below.
 -Adding a Switcher Capable of allowing Users to revert to a Previously Working\Stable Build. (For HD 2000 Series - HD 4000 Series)

Link 1: [ATI Catalyst 12.11 B11 HotFix 11.09 V2 BETA](#)

Link 2: [ATI Catalyst 12.11 B11 HotFix 11.09 V2 BETA](#)

Previous Builds

The Dowload Link to Previous Builds can be found [here](#)

Previous Notes

Users can find Notes on Previous Build by following this [Link](#)

Tip For Users who Use Multiple Cleaners

When using Multiple Cleaners along with aSimple CleanUP Utility it's recommended for Users to Use the Cleaners in the Following Order.

1. aSimple Cleanup Utility
2. Alternate Cleaner
3. Alternate Cleaner

The reason for this is, aSimple CleanUp Utility Searches the registry for location of files and folders to perform a thorough clean. Thus if those registries are removed and cannot be located many files and folders will continue to build (Taking Up Hard Drive Space) The name of these files are automatically assigned by Windows.

Other Thoughts

Users Can also use the Default AMD Cleanup to remove the Files and folder then perform a Cleanup by any Third Party Cleaner to get around the Bug.

Another Way Users can get rid of those Files and Folders is by performing a Full System Cleanup Via aSimple Cleanup Utility. However this method will Uninstall all Installed Software as attempt resolve software related bugs due to a bad installation.

This Driver Supports all Graphic Card starting from HD 2000 Series to HD 6000 Series. This includes the following Setup, Switchable Graphics, Crossfire and Single GPU Graphic Cards.

List of Current Testers

Andrw0830 (Switchable Graphic HD5000/HD4000)
 giuli1993 (Switchable Graphic HD6000/HD4000)
 harruinus (Hybrid Crossfire HD5000/HD4000)

Supported Features/Credits

Click to show spoiler

Supported Graphic Cards

Here is the List of Currently **Supported GPUs.**

Supported OS

Windows Vista 32 Bit
 Windows 7 32Bit
 Windows 8 32 Bit
 Windows 8.1 32 Bit
 Windows Vista 64 Bit
 Windows 7 64Bit
 Windows 8 64 Bit
 Windows 8.1 64 Bit

Unlocked Features

Enhanced Anti-Aliasing
 Adaptive Anti-Aliasing

Morphological filtering (This does not work well on my card)
Test Custom Clocks

NO LONGER IN USE


Click to show spoiler

Last edited by dellon132; 05-26-2014 at 21:47.



(#2)

Speedpc
Member Guru

 12-27-2012, 06:44 | posts: 57 | Location: America


you have a 64bit version ? Thanks

Videocard: Gigabyte GTX770 4Gig
Processor: Intel i7 3770K
Mainboard: GA-Z77X-UD5H
Memory: G.SKILL Ripjaws Z Series
Soundcard: Realtek
PSU: Gigabyte 1200w



(#3)

ankinferno
Master Guru

 12-27-2012, 08:54 | posts: 314

Ok.. did some general playing and lite benchmark on 10 games using this driver..!!

Result for my HD 4650:

This driver is having a bad avg fps. I mean,, the peak FPS count for games are very good and very high but .. the low's are very very low.. and so it is not giving a smooth game-play .

Massive trouble in games :

Assassins Creed III
Hitman Absolution
Prototype 2
Medal Of Honor WarFighter

rest all games had a performance degrade.. 😞

Final Word :

I liked the 12.10 modded Dellon more than this one 😊


EDIT : Found problem with the ' atiumdva.cap '. The cap file included in this driver is from the 12.11 beta 11 Actual package right, so I'm not able to play videos. but when I replace the cap file with the one in the 12.10WHQL Original the video starts playing.. Dellon have the look at this issue .

Last edited by ankinferno; 12-27-2012 at 09:33.



(#4)

dellon132
Maha Guru

 12-27-2012, 13:10 | posts: 1,828

Quote:

Originally Posted by **ankinferno** 🐼

Ok.. did some general playing and lite benchmark on 10 games using this driver..!!

Result for my HD 4650:

This driver is having a bad avg fps. I mean,, the peak FPS count for games are very good and very high but .. the low's are very very low.. and so it is not giving a smooth game-play .

Videocard: HD 5570 1 GB DDR3
Processor: Intel E2180 3.2Ghz
Mainboard: Asrock
Memory: 3GB DDR2
Soundcard:

PSU: 450 Watt Power Supply

Massive trouble in games :

*Assassins Creed III
Hitman Absolution
Prototype 2
Medal Of Honor WarFighter*

rest all games had a performance degrade.. 😞

Final Word :

I liked the 12.10 modded Dellon more than this one 😊

EDIT : Found problem with the ' atiumdva.cap '. The cap file included in this driver is from the 12.11 beta 11 Actual package right, so I'm not able to play videos. but when I replace the cap file with the one in the 12.10WHQL Original the video starts playing.. Dellon have the look at this issue .

The problems you pointed out are now addressed. If you notice any other problems let me know.

QUOTE

dellon132

Maha Guru

Videocard: HD 5570 1 GB
DDR3

Processor: Intel E2180
3.2Ghz

Mainboard: Asrock

Memory: 3GB DDR2

Soundcard:

PSU: 450 Watt Power Supply

12-27-2012, 13:13 | posts: 1,828

Quote:

Originally Posted by **Speedpc** 🇧🇷
you have a 64bit version ? Thanks

The 64 bit version of this driver will be released at a later date. However, I will try to complete it as soon as possible.

QUOTE

gabrielinio_32

Newbie

Videocard: ati 4890+4870

Processor: q9300

Mainboard: ASUS P5Q PRO

Memory: DDR2/1066
/2x2(Viper)

Soundcard: Realtek

PSU: corsair

12-27-2012, 15:24 | posts: 34 | Location: Israel

64 please!!!Of!!!

(#6)

greghostor

Newbie

Videocard: Gigabyte Radeon
HD4850

Processor: Intel i5-750

Mainboard: Gigabyte
GA-P55-UD3

Memory: DDRIII - 4GB

Soundcard: Creative SB
Titanium

PSU: Corsair 520W

12-27-2012, 15:30 | posts: 5

when oficial new legacy driver from amd ?

QUOTE

(#7)



PSU: _____

I dont think there will be any further driver update for Legacy GPUs



PSU: Cooler Master

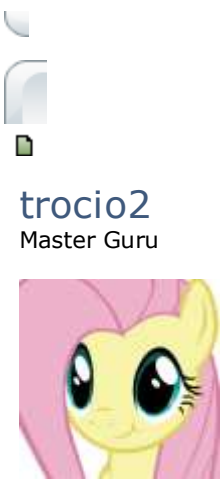
I think AMD will release 12.10 very soon. They have to patch some security vulnerability in the software.

A close-up, high-contrast image of a cat's face, focusing on its eyes which are glowing with a bright blue light. The cat's fur is dark and textured, and the background is black.

PSU: _____

just a new catalyst for only a security vulnerability fix does not feels nice 😊





trocio2
Master Guru

12-27-2012, 21:08 | posts: 367

Quote:

Originally Posted by **ankinferno** 🐼
Ok thats good...

But it will be more good if they try to fix some bugs and try to improve a bit of performance for the DX10 part of the HD4000 series GPUs...

just a new catalyst for only a security vulnerability fix does not feels nice 😊

A new Catalyst is coming in a few days. Let's hope it's for legacy cards too.

Videocard: Sapphire
Processor: Core 2 Duo
Mainboard: Intel DQ35JO
Memory: ddr2 800 mhz, 3x2gb= 6gb
Soundcard: Logitech H390
PSU: Cooler Master

QUOTE

Speedpc
Member Guru

12-27-2012, 22:23 | posts: 57 | Location: America

Quote:

Originally Posted by **dellon132** 🐼
The 64 bit version of this driver will be released at a later date. However, I will try to complete it as soon as possible.

Thanks, Much Appreciated 😊

Videocard: Gigabyte GTX770 4Gig
Processor: Intel i7 3770K
Mainboard: GA-Z77X-UD5H
Memory: G.SKILL Ripjaws Z Series
Soundcard: Realtek
PSU: Gigabyte 1200w

QUOTE

Great community of modders - THANK YOU!

Radiopassive
Banned

Great community of modders - THANK YOU! - 12-28-2012, 01:40 | posts: 154 | Location: Innerworld

As it was not enough that many times we have to rely on selfless actions of videogames' modders who work in most cases for free to help the others enhance their gaming experience and/or solve problems instead of the devs...

Nowadays, we need similar creative and adventurous people, who are enhancing our gaming experience on even lower level, i.e. the graphic drivers.

In other words the gigantic company which we payed (not a little) for their products made from sand and a few metals is unable to provide their customers with basic support, i.e. optimizing the drivers for new games.

So clearly, Mr. Dellon132 is more competent than the whole friggin' amd.
That is something to remember during my next card purchase.

This kind of aggressive marketing strategy: "buy a new card from us at least every 3 years or F U! and eat our lies about quarterly support" is beyond! all understanding and either amd should really quickly change its menageriement or their slippery slope to bankrupcy is willful and intentional.

I pray to you, Dellon132 🍀, for early 64bit version of your modded drivers..



And don't mind any trolling, name calling, jealous, incapable twats who will try to throw their poisonous spits on your efforts..

Last edited by Radiopassive; 12-28-2012 at 05:42.

QUOTE

Scyphe
Master Guru

12-28-2012, 02:15 | posts: 408 | Location: Sweden

Quote:



Videocard: MSI Radeon 7950@1150/1700
Processor: Intel Core i5 3570K
Mainboard: MSI Z77-GD45
Memory: G.Skill ARES.LP 2x4GB
Soundcard: Line6 POD HD300
PSU: Corsair RM750

Originally Posted by **ankinferno** 🗨️
Ok thats good...

But it will be more good if they try to fix some bugs and try to improve a bit of performance for the DX10 part of the HD4000 series GPUs...

just a new catalyst for only a security vulnerability fix does not feels nice 😊

Unless the performance is connected to a certain bug in a certain game you shouldn't expect any performance increase whatsoever for legacy cards. They've basically squeezed as much as possible from the 4k and 5k series and are working mainly on increasing performance for the 7k series (as they get better at understanding the new GPU) and improvements for the 6k series should also show up.

Obviously there are cost-effectiveness in the equation and it's just not viable to have a separate team work on legacy card drivers not to mention the mess and trouble the current driver developers would have if they would have to cover every card from the 3k-series all the way up to the 7k-series and give each GPU equal amount of work. We'd see a driver release every 6 months at most.

The biggest difference between AMD and nVidia when it comes to legacy products is that the nvidia drivers are bloated with unchanged old legacy drivers. AMD decided to separate legacy drivers from the main kit. And really, with a 4k-card you shouldn't need any new drivers unless there's bug in a certain game, and then you must find out if it's a driver issues or a game bug, then you must create an issue report and wait for a hotfix for that particular issue if they can recreate it.

Last edited by Scyphe; 12-28-2012 at 02:20.

QUOTE

(#15)

📅 12-28-2012, 14:05 | posts: 2,794 | Location: Canada

Do not turn this into a thread badgering AMD!

rflair

Don Commisso



Videocard: R9 290x/670 GTX
Processor: 3770K@4.4/Q9550@3.83
Mainboard: Asus P877V-Pro/Asus P5K-E
Memory: 16G 2GHz/8G 900MHz
Soundcard: Onboard/Fiio E10
PSU: Corsair HX850/PPC 860

QUOTE

(#16)

📅 12-28-2012, 16:07 | posts: 314

Quote:

Originally Posted by **rflair** 🗨️
Do not turn this into a thread badgering AMD!

Solid Copy from my side rflair,, Ank out.. 😊

ankinferno

Master Guru



Videocard: AMD Radeon HD 7900
Processor: Intel Core i5-2500K
Mainboard: Intel DH77DF
Memory: DDRIII - 6GB / 1333 MHz
Soundcard: Realtek / CreativeSBSA335
PSU: ____

QUOTE



(#17)

trocio2

Master Guru



Videocard:	Sapphire
Processor:	Core 2 Duo
Mainboard:	Intel DQ35JO
Memory:	ddr2 800 mhz, 3x2gb= 6gb
Soundcard:	Logitech H390
PSU:	Cooler Master

12-28-2012, 17:08 | posts: 367

I disagree with the people who defend AMD without having a legacy card but.. my next build will be based on an AMD apu processor. Ironic, huh? The apu's gpu is strong enough to play light games.

QUOTE

(#18)



gabrielinio_32

Newbie

Videocard:	ati 4890+4870
Processor:	q9300
Mainboard:	ASUS P5Q PRO
Memory:	DDR2/1066 /2x2(Viper)
Soundcard:	Realtek
PSU:	corsair

12-29-2012, 11:35 | posts: 34 | Location: Israel

not work 64 bit driver 64 not exist!!!

QUOTE

(#19)



dellon132

Maha Guru

Videocard:	HD 5570 1 GB DDR3
Processor:	Intel E2180 3.2Ghz
Mainboard:	Asrock
Memory:	3GB DDR2
Soundcard:	
PSU:	450 Watt Power Supply

12-29-2012, 15:48 | posts: 1,828

Quote:

Originally Posted by **gabrielinio_32** 🐼
not work 64 bit driver 64 not exist!!!

Sorry, I am currently making some final adjustment to the driver so please be patient.

QUOTE

(#20)



IFPMaximus34

Newbie

Videocard:	Ati mobility radeom 4300
Processor:	Intel dual core t4300
Mainboard:	
Memory:	
Soundcard:	
PSU:	dont know

12-29-2012, 22:02 | posts: 35

problem installing x64 drivers it says a digitaly signed driver is required for ati radeon kernel mode driver and amd multi vendor miniport driver I think ati radeon kernel mode driver is atikmdag.sys I haded test mode and DISABLEd INTEGRITY CHECKSon I tried it also from driver manager it sayz code 52 error I also did a clean with driverfusion and deleted every ati file in harddiks still same but you previous 12.10 is fine I have windows 8 pro x64.Any fix from my pc or its driver problem

QUOTE



trocio2
Master Guru



Videocard: Sapphire
Processor: Core 2 Duo
Mainboard: Intel DQ35JO
Memory: ddr2 800 mhz, 3x2gb= 6gb
Soundcard: Logitech H390
PSU: Cooler Master

12-29-2012, 22:58 | posts: 367

Quote:

Originally Posted by **IFPMaximus34**
*problem installing x64 drivers it says a digitaly signed driver is required for ati radeon kernel mode driver and amd multi vendor miniport driver I think ati radeon kernel mode driver is atikmdag.sys
I haded test mode and DISABLEd INTEGRITY CHECKSon I tried it also from driver manager it sayz code 52 error I also did a clean with driverfusion and deleted every ati file in harddiks still same but you previous 12.10 is fine I have windows 8 pro x64.Any fix from my pc or its driver problem*

Try this

<http://laslow.net/2012/03/14/disable...-in-windows-8/>

Update (June 5th, 2012): As requested in the comments below, you can permanently enable Test Mode () by opening an Elevated Command Prompt and typing the following commands, then rebooting:

```
bcdedit -set loadoptions DISABLE_INTEGRITY_CHECKS  
bcdedit -set TESTSIGNING ON
```

QUOTE



IFPMaximus34
Newbie

Videocard: Ati mobility radeom 4300
Processor: Intel dual core t4300
Mainboard:
Memory:
Soundcard:
PSU: dont know

12-30-2012, 01:06 | posts: 35

Quote:

Originally Posted by **trocio2**

Try this

<http://laslow.net/2012/03/14/disable...-in-windows-8/>

Update (June 5th, 2012): As requested in the comments below, you can permanently enable Test Mode () by opening an Elevated Command Prompt and typing the following commands, then rebooting:

```
bcdedit -set loadoptions DISABLE_INTEGRITY_CHECKS  
bcdedit -set TESTSIGNING ON
```

i already did that dude thats why im asking help its simply doesnt install ccc,appprofile,amdsdk all other install except ati drivers which kinda sucks it also same with ankinferno ati driver modded 11 beta 3 or 4 i simply dont now what do to now code52 doesnt appear in device manager now only say the driver is not digitaly signed driver is required for ati radeon kernel mode driver and amd multi vendor miniport .Any solution?

QUOTE



dellon132
Maha Guru

Videocard: HD 5570 1 GB DDR3
Processor: Intel E2180 3.2Ghz
Mainboard: Asrock
Memory: 3GB DDR2
Soundcard:
PSU: 450 Watt Power Supply

12-30-2012, 02:02 | posts: 1,828

Quote:

Originally Posted by **IFPMaximus34**

i already did that dude thats why im asking help its simply doesnt install ccc,appprofile,amdsdk all other install except ati drivers which kinda sucks it also same with ankinferno ati driver modded 11 beta 3 or 4 i simply dont now what do to now code52 doesnt appear in device manager now only say the driver is not digitaly signed driver is required for ati radeon kernel mode driver and amd multi vendor miniport .Any solution?

When you enabled Test-mode do you see a watermark on the bottom right of your desktop that shows Test Mode along with your OS Version?

QUOTE



IFPMaximus34
Newbie

Videocard: Ati mobility radeom 4300
Processor: Intel dual core t4300
Mainboard:
Memory:

12-30-2012, 02:43 | posts: 35

Quote:

Originally Posted by **dellon132**

When you enabled Test-mode do you see a watermark on the bottom right of your desktop that shows Test Mode along with your OS Version?

yes it is.Any solution?

(#21)

(#22)

(#23)

(#24)

Soundcard:

PSU: dont know

QUOTE

(#25)

dellon132

Maha Guru

12-30-2012, 04:10 | posts: 1,828

Videocard: HD 5570 1 GB
DDR3

Processor: Intel E2180
3.2Ghz

Mainboard: Asrock

Memory: 3GB DDR2

Soundcard:

PSU: 450 Watt Power Supply

Quote:

Originally Posted by **IFPMaximus34** 
yes it is.Any solution?

Hmm... Try uninstalling and delete your current driver in device manger then scan for hardware changes and it will install another driver. After doing so, select update driver in driver software then click on "browse my computer for driver software." Next select "Let me pick from a list." Now you should see all drivers you installed for the card. Install then uninstall and delete each one. Delete all drivers except the WDDM 1.1 and the basic adapter. When you're finish restart your PC and try installing the modded drivers again.

The problem you are currently experiencing will be fix in the next update sorry for the inconvenience. Will Release Hotfix for 64bit OS soon.

Last edited by dellon132; 12-30-2012 at 12:03.

QUOTE

POST REPLY 

Page 1 of 136 **1** 2 3 11 51 101 > Last » 

[« Previous Thread](#) | [Next Thread »](#)

Posting Rules

You **may not** post new threads
You **may not** post replies
You **may not** post attachments
You **may not** edit your posts

BB code is **On**
Smilies are **On**
[IMG] code is **On**
HTML code is **Off**

[Forum Rules](#)

Forum Jump

Videocards - AMD - ATI Drivers Section

Powered by vBulletin®
Copyright ©2000 - 2014, Jelsoft Enterprises Ltd.
vBulletin Skin developed by: [vBStyles.com](#)

Copyright (c) 1995-2014, All Rights Reserved. The Guru of 3D, the Hardware Guru, and 3D Guru are trademarks owned by Hilbert Hagedoorn.

-- Aria

Contact Us - The Guru of 3D - Archive - Privacy Statement - Top